





**Fiscal Year 2021-2022
Final Budget Submission
Pursuant to Section 373.536, Florida Statutes
October 1, 2021**



The picture at the top showcases the Everglades Agricultural Area (EAA) Reservoir Project, which is 12 months ahead of schedule. The blasting began for the canals needed to deliver water into the 6,400-acre stormwater treatment area component of the project. When complete, this project will reduce harmful discharges to the northern estuaries from Lake Okeechobee and send more clean water south to Everglades National Park towards Florida Bay.

The next picture shows a Burmese python. The District is taking aggressive action to protect the Everglades and eliminate invasive pythons from across the landscape.

Then we see an endangered Snail Kite on the hunt with a flock of waterfowl in the background near Lake Hicpochee. District staff work throughout the ecosystem to ensure that sound science underpins plans for restoration and that projects stay focused on increasing target bird populations as a measure of success.

The last picture shows the G725 pump station. The District works to protect South Florida's communities from flooding while we ensure and manage the flow of water.



SOUTH FLORIDA WATER MANAGEMENT DISTRICT

October 1, 2021

The Honorable Ron DeSantis
The Capitol
Tallahassee, Florida 32399-0001

The Honorable Wilton Simpson
President of the Senate
409 The Capitol
404 South Monroe Street
Tallahassee, FL 32399-1100

The Honorable Chris Sprowls
Speaker of the House of Representatives
420 The Capitol
402 South Monroe Street
Tallahassee, FL 32399-1300

Subject: South Florida Water Management District Adopted Budget Submission for Fiscal Year 2021-22

Dear Governor DeSantis, President Simpson, Speaker Sprowls:

The South Florida Water Management District Governing Board respectfully submits its Adopted Budget for October 1, 2021 – September 30, 2022 (Fiscal Year 2021-22) pursuant to Section 373.536, Florida Statutes of \$1,150,346,196. This Final Budget continues to support Governor DeSantis' Achieving More Now For Florida Environment Executive Order 19-12 to advance Everglades restoration and improve water quality in the Sunshine State.

With historic and generous support from the Florida Legislature during the 2021 legislative session, the Final Adopted Fiscal Year 2021-22 Budget of \$1.1 billion allows the South Florida Water Management District (District) to expedite progress on critical Everglades restoration and water quality projects throughout South Florida while ensuring the District continues to deliver on management of South Florida's primary water management infrastructure that provides flood control and water supply for 9 million residents and tens of millions of visitors. The Fiscal Year 2021-22 Adopted Budget supports the agency's mission: ***"To safeguard and restore South Florida's water resources and ecosystems, protect our communities from flooding, and meet the region's water needs while connecting with the public and stakeholders."*** This is accomplished through mission-critical functions including:

- ***Restoration and Water Resource Protection by Safeguarding and Restoring South Florida's Delicate Ecosystem*** by expediting critical Everglades restoration projects and expanding the water quality monitoring network;

- **Flood Protection by Protecting South Florida's Communities from Flooding, Ensuring and Management Water Flow** by refurbishing, replacing, improving, and managing the components of South Florida's primary water management system; and
- **Water Supply by Ensuring Water for South Florida's Communities** by meeting the water needs of the environment and preparing for current and future demands of water users.

The Preliminary, Tentative and Adopted budgets are available on the District's website at sfwmd.gov.

Our Governing Board continues its commitment to increase transparency, accountability and fiscal discipline while maintaining the necessary public service needed to protect and improve South Florida's water resources. Thank you for taking the time to review our budget, and please feel free to contact me or Candida Heater at cheater@sfwmd.gov or (561) 682-6486 if you have any questions about the South Florida Water Management District's Adopted Budget Submission for Fiscal Year 2021-22.

Thank you,



Drew Bartlett
Executive Director

Enclosure

CC:
SFWMD Governing Board
Secretary Shawn Hamilton, Florida Department of Environmental Protection
Legislative Committee and Subcommittee Chairs

Pursuant to Section 373.536 (6)(a)(1), Florida Statutes; Each district must, by the date specified for each item, furnish copies of the following documents to the Governor, the President of the Senate, the Speaker of the House of Representatives, the chairs of all legislative committees and subcommittees having substantive or fiscal jurisdiction over the districts, as determined by the President of the Senate or the Speaker of the House of Representatives as applicable, the secretary of the department, and the governing board of each county in which the district has jurisdiction or derives any funds for the operations of the district:

1. The adopted budget, to be furnished within 10 days after its adoption.

Executive Office of the Governor

Governor Ron DeSantis; desantis.opengov@eog.myflorida.com

Office of Policy & Budget

Kim Cramer; kim.cramer@laspbs.state.fl.us

Jay Arnold; jay.arnold@laspbs.gov

Mike Atchley; mike.atchley@laspbs.state.fl.us

Jay Arnold; Jay.Arnold@laspbs.state.fl.us

Gerri Hall; gerri.hall@laspbs.state.fl.us

Florida Senate - Office of Senate President

Wilton Simpson, President; simpson.wilton@flsenate.gov

Aaron Bean, President Pro Tempore; bean.aaron@flsenate.gov

Kathy Mears, Chief of Staff; mears.kathy@flsenate.gov

Tom Yeatman, Deputy Chief of Staff; yeatman.tom@flsenate.gov

Katie Betta, Deputy Chief of Staff for Communications; betta.katie@flsenate.gov

Reynold Meyer, Deputy Chief of Staff for Operations; meyer.reynold@flsenate.gov

Senate Appropriations

Kelli Stargel, Chair; stargel.kelli@flsenate.gov

Aaron Bean, Vice Chair; bean.aaron@flsenate.gov

Tim Sadberry, Staff Director; Tim.Sadberry@laspbs.state.fl.us

Jamie DeLoach, Deputy Staff Director; jamie.deloach@laspbs.state.fl.us

John Shettle, Deputy Staff Director; john.shettle@laspbs.state.fl.us

Senate Appropriations Subcommittee on Agriculture, Environment & General Government

Ben Albritton, Chair; albritton.ben@flsenate.gov

Ray Rodrigues, Vice Chair; rodrigues.ray.web@flsenate.gov

Giovanni Betta, Staff Director; gino.betta@laspbs.state.fl.us

Senate Environment and Natural Resources

Jason Brodeur, Chair; brodeur.jason@flsenate.gov

Linda Stewart, Vice Chair; stewart.linda@flsenate.gov

Ellen Rogers, Staff Director; rogers.ellen@flsenate.gov

Senate Governmental Oversight and Accountability

Ray Rodrigues, Chair; rodrigues.ray.web@flsenate.gov

Joe Gruters, Vice Chair; gruters.joe@flsenate.gov

Joe McVaney, Staff Director; mcvaney.joe@flsenate.gov

Florida House of Representatives

Chris Sprowls, Speaker; Chris.Sprows@myfloridahouse.gov

Bryan Avila, Speaker Pro Tempore; Bryan.Avila@myfloridahouse.gov

Mat Bahl, Chief of Staff; Mat.Bahl@myfloridahouse.gov

Tom Hamby, Deputy Chief of Staff, Policy; Tom.Hamby@myfloridahouse.gov

Celeste Lewis, Deputy Chief of Staff, Administration; Celeste.Lewis@myfloridahouse.gov

House Appropriations Committee

Jay Trumbull, Chair; Jay.Trumbull@myfloridahouse.gov

Lawrence McClure, Vice Chair; Lawrence.McClure@myfloridahouse.gov

Eric Pridgeon, Staff Director; Eric.Pridgeon@laspbs.state.fl.us

Alicia Trexler, Deputy Staff Director; Alicia.Trexler@laspbs.state.fl.us

Tiffany Harrington, Deputy Staff Director; Tiffany.Harrington@laspbs.state.fl.us

House Agriculture & Natural Resources Appropriations Subcommittee

Josie Tomkow, Chair; Josie.Tomkow@myfloridahouse.gov

James Buchanan, Vice Chair; James.Buchanan@myfloridahouse.gov

Dawn Pigott, Budget Chief; Dawn.Pigott@laspbs.state.fl.us

House State Affairs Committee

Ralph Massullo, Jr., Chair; Ralph.Massullo@myfloridahouse.gov

Bobby Payne, Vice Chair; Bobby.Payne@myfloridahouse.gov

Heather Williamson, Staff Director; Heather.Williamson@myfloridahouse.gov

House Environment, Agriculture & Flooding Subcommittee

James Buchanan, Chair; James.Buchanan@myfloridahouse.gov

Josie Tomkow, Vice Chair; Josie.Tomkow@myfloridahouse.gov

Alex Moore, Policy Chief; Alexandra.Moore@myfloridahouse.gov

Joint Legislative Budget Commission

Alternating Chair: Senator Kelli Stargel; stargel.kelli.web@flsenate.gov

Senator Aaron Bean; bean.aaron@myfloridahouse.gov

Senator Lauren Book; book.lauren.web@flsenate.gov

Senator Audrey Gibson; gibson.audrey@flsenate.gov

Senator Debbie Mayfield; mayfield.debbie@flsenate.gov

Senator Kathleen Passidomo; passidomo.kathleen@flsenate.gov

Senator Linda Stewart; stewart.linda@flsenate.gov

Representative Bryan Avila; Bryan.Avila@myfloridahouse.gov

Representative Nicholas Duran; Nicholas.Duran@myfloridahouse.gov

Representative Jay Trumbull; Jay.Trumbull@myfloridahouse.gov

Representative Evan Jenne; evan.jenne@myfloridahouse.gov

Representative Jayer Williamson; jayer.williamson@myfloridahouse.gov

Representative Cyndi Stevenson; Cyndi.stevenson@myfloridahouse.gov

Representative Scott Plakon; Scott.Plakon@myfloridahouse.gov

Florida Department of Environmental Protection

Shawn Hamilton, Secretary; shawn.hamilton@floridadep.gov

Leslie A. Reed, Chief of Staff; leslie.a.reed@floridadep.gov

Adam Blalock, Deputy Secretary, Ecosystem Restoration; adam.blalock@floridadep.gov

Edward C. Smith, Director, Water Policy

and Ecosystems Restoration; edward.c.smith@floridadep.gov

Jennifer G. Adams, Operations Review Specialist, Water Policy and Ecosystems

Restoration; jennifer.g.adams@floridadep.gov

County Commission Chairs & Mayors

Broward County, Steve Geller, Mayor; sgeller@broward.org

Charlotte County, Bill Truex, Chair; Bill.Truex@CharlotteCountyFL.gov

Collier County, Penny Taylor, Chair; Penny.Taylor@CollierCountyFL.gov

Glades County, Tim Stanley, Chair; TStanley@myglades.com

Hendry County, Mitchell Wills, Chair; bocc3@hendryfla.net

Highlands County, Scott Kirouac, Chair; skirouac@highlandsfl.gov

Lee County, Kevin Ruane, Chair; dist1@leegov.com

Martin County, Stacey Hetherington, Chair; shetherington@martin.fl.us

Miami-Dade County, Jose Diaz, Chair; district12@miamidade.gov

Miami-Dade County, Daniella Levine Cava, Mayor, mayor@miamidade.gov

Monroe County, Michelle Coldiron, Mayor; boccdis2@monroecounty-fl.gov

Okeechobee County, Terry W. Burroughs, Chair; tburroughs@co.okeechobee.fl.us

Orange County, Jerry Demings, Mayor; Mayor@ocfl.net

Osceola County, Brandon Arrington, Chair; Brandon.Arrington@osceola.org

Palm Beach County, Dave Kerner, Mayor; DKerner@pbcgov.org

Polk County, Rick Wilson, Chair; rickwilson@polk-county.net

St. Lucie County, Chris Dzadoovsky, Chair; dzadovskyc@stlucieco.org



The South Florida Water Management District (SFWMD) is a regional governmental agency that oversees the water resources in 16 counties – from Orlando to the Florida Keys.

OUR MISSION

To **SAFEGUARD** and **RESTORE** South Florida's water resources and ecosystems, **PROTECT** our communities from flooding, and **MEET** the region's water needs while **CONNECTING** with the public and stakeholders

Ron Desantis, Governor

SFWMD Governing Board

Chauncey Goss, Chairman

Scott Wagner, Vice Chairman

Ron Bergeron Sr.

Ben Butler

Charlie E. Martinez

Cheryl Meads

Charlette Roman

Jay Steinle

Jacqui Thurlow-Lippisch

Drew Bartlett, SFWMD Executive Director

3301 Gun Club Road
West Palm Beach, FL 33406
561-686-8800
sfwmd.gov

SFWMD 2021-2022 Budget

Quick Facts on the Oct. 1, 2021-Sept. 30, 2022 Fiscal Year Budget



The South Florida Water Management District Governing Board approved budget is \$1.15 billion for the 2021-2022 Fiscal Year. The agency's budget is developed annually through a public process.

Budget Highlights

- More than \$624 million to continue Everglades and ecosystem restoration progress building projects such as completing the Everglades Agricultural Area (EAA) Reservoir Project's Stormwater Treatment Area, completing the Caloosahatchee Reservoir, completing the C-44 Stormwater Treatment Area, building components of the Central Everglades Planning Project (CEPP), constructing the Lake Okeechobee Watershed Restoration Plan, making progress constructing the Biscayne Bay Coastal Wetlands, making improvements to Taylor Slough, completing a cutoff wall to reduce seepage to the 8.5 Square Mile Area, constructing several Restoration Strategies water quality projects and making progress on other Northern Everglades & Estuaries Protection Plan key projects.
- More than \$234 million to upgrade and maintain SFWMD's water management infrastructure including the 4,310 miles of canals and levees, 918 water control structures, 621 culverts and 89 pump stations that make up the regional flood protection system. This includes \$56 million for refurbishment of components of the flood protection system, \$117 million for ongoing operations and maintenance and \$61 million for hurricane/tropical weather impacts or unanticipated flood protection emergencies.
- More than \$71 million science, monitoring and water supply projects expanded water quality monitoring in the Everglades and several critical estuaries and watersheds; support for numerous alternative water supply projects with local partners; watershed protection planning and the Central Florida Water Initiative (CFWI).



SFWMD 2021-2022 Budget

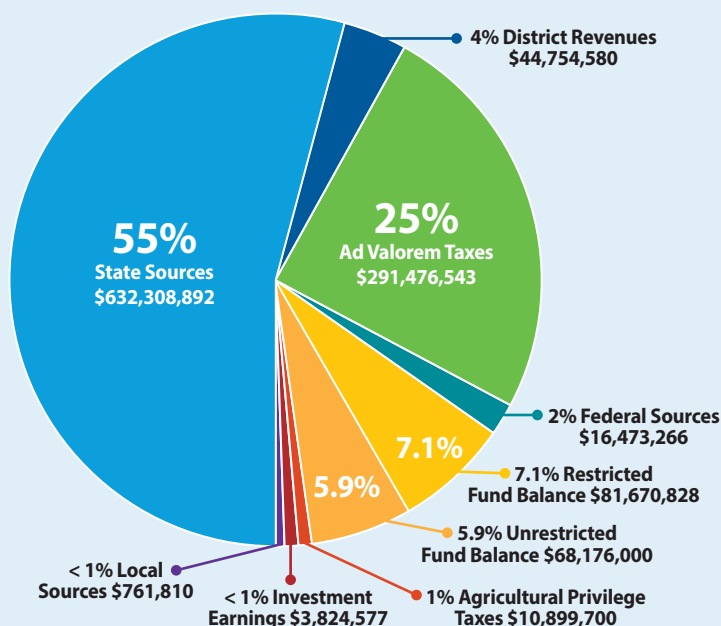
Budget Highlights (continued)

- More than \$75 million to address sea level rise and climate change impacts and help ensure the continued and future resiliency of the flood protection and water supply systems by prioritizing upgrades to critical water control structures and creating environmentally-friendly infrastructure upgrades.
- More than \$50 million for conserving and acting as good stewards of more than 1 million acres of public lands including battling invasive plants and animals such as Burmese pythons; performing prescribed burns to enhance the natural habitat and expanding public recreational opportunities.
- More than \$17 million for flood control operations, maintenance, land stewardship, partnerships with local governments & capital improvement projects for Big Cypress Basin serving residents in Collier & part of Monroe counties.
- More than \$25 million for regulation and public engagement efforts including enhanced environmental enforcement and compliance activities, reviewing environmental resource and consumptive use permits and efforts to further expand public outreach, public engagement and transparency in all water management decisions.
- \$50 million to continue to attract and develop SFWMD's award-winning staff of scientists, engineers, and countless other water management professionals.

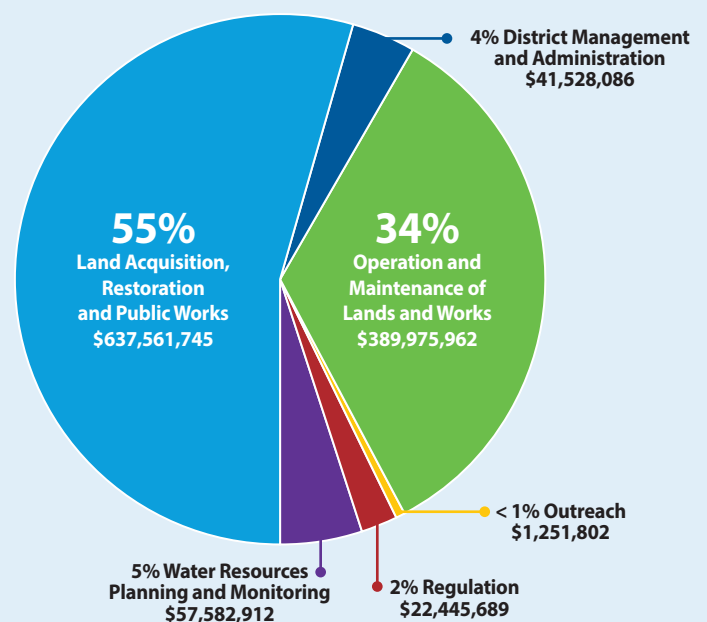
Revenue Sources and Adopted Millage Rates

- The annual budget is funded by a combination of ad valorem (property) taxes and other revenues such as state appropriations, federal and local sources, fees, investment earnings and agricultural privilege taxes.
- The millage rate for the 2021-2022 Fiscal Year represents \$25.72 per \$100,000 of taxable value in 15 of the District's 16 counties (Okeechobee Basin).
- The millage rate for the 2021-2022 Fiscal Year represents \$21.77 per \$100,000 of taxable value in Collier and Mainland Monroe Counties (Big Cypress Basin)

SFWMD FISCAL YEAR 2021-2022 ADOPTED REVENUE REVENUES \$1,150,346,196



SFWMD FISCAL YEAR 2021-2022 ADOPTED EXPENDITURES EXPENDITURES \$1,150,346,196



South Florida Water Management District Fiscal Year 2021-2022

PROGRAMS AND ACTIVITIES	FISCAL YEAR 2021 - 2022 Adopted Budget
1.0 Water Resources Planning and Monitoring	\$57,582,912
1.1 - District Water Management Planning	18,899,737
1.1.1 Water Supply Planning	13,592,651
1.1.2 Minimum Flows and Levels	305,767
1.1.3 Other Water Resources Planning	5,001,319
1.2 - Research, Data Collection, Analysis and Monitoring	35,424,332
1.3 - Technical Assistance	240,965
1.4 - Other Water Resources Planning and Monitoring Activities	-
1.5 - Technology & Information Services	3,017,878
2.0 Acquisition, Restoration and Public Works	\$637,561,745
2.1 - Land Acquisition	-
2.2 - Water Source Development	7,845,455
2.2.1 Water Resource Development Projects	232,075
2.2.2 Water Supply Development Assistance	7,613,380
2.2.3 Other Water Source Development Activities	-
2.3 - Surface Water Projects	627,573,074
2.4 - Other Cooperative Projects	389,069
2.5 - Facilities Construction and Major Renovations	-
2.6 - Other Acquisition and Restoration Activities	-
2.7 - Technology & Information Service	1,754,147
3.0 Operation and Maintenance of Lands and Works	\$389,975,962
3.1 - Land Management	15,905,408
3.2 - Works	309,343,330
3.3 - Facilities	5,404,183
3.4 - Invasive Plant Control	34,471,216
3.5 - Other Operation and Maintenance Activities	6,169,462
3.6 - Fleet Services	8,193,555
3.7 - Technology & Information Services	10,488,808
4.0 Regulation	\$22,445,689
4.1 - Consumptive Use Permitting	5,610,060
4.2 - Water Well Construction Permitting and Contractor Licensing	-
4.3 - Environmental Resource and Surface Water Permitting	9,156,923
4.4 - Other Regulatory and Enforcement Activities	4,647,112
4.5 - Technology & Information Service	3,031,594
5.0 Outreach	\$1,251,802
5.1 - Water Resource Education	-
5.2 - Public Information	1,220,302
5.3 - Public Relations	-
5.4 - Washington D.C. Representation	31,500
5.5 - Other Outreach Activities	-
5.6 - Technology & Information Service	-
<i>SUBTOTAL - Major Programs (excluding Management and Administration)</i>	<i>\$1,108,818,110</i>
6.0 District Management and Administration	\$41,528,086
6.1 - Administrative and Operations Support	34,756,026
6.1.1 - Executive Direction	899,297
6.1.2 - General Counsel / Legal	2,919,221
6.1.3 - Inspector General	873,766
6.1.4 - Administrative Support	11,665,048
6.1.5 - Fleet Services	-
6.1.6 - Procurement / Contract Administration	2,252,127
6.1.7 - Human Resources	1,766,683
6.1.8 - Communications	493,532
6.1.9 - Technology & Information Services	13,886,352
6.2 - Computer/Computer Support	-
6.3 - Reserves	-
6.4 - Other - (Tax Collector / Property Appraiser Fees)	6,772,060
TOTAL	\$1,150,346,196

PROGRAMS WITH EXPENDITURE CATEGORY	Work Force	FISCAL YEAR 2021 - 2022 Adopted Budget
1.0 Water Resources Planning and Monitoring		\$57,582,912
Salaries and Benefits	229	25,190,874
Other Personal Services	1	123,187
Contracted Services		10,113,894
Operating Expenses		16,010,253
Operating Capital Outlay		740,038
Fixed Capital Outlay		-
Interagency Expenditures		5,404,666
Debt		-
Reserves		-
2.0 Acquisition, Restoration and Public Works		\$637,561,745
Salaries and Benefits	159	18,656,665
Other Personal Services	-	-
Contracted Services		52,675,848
Operating Expenses		4,713,470
Operating Capital Outlay		25,129,000
Fixed Capital Outlay		496,782,916
Interagency Expenditures		9,249,594
Debt		30,354,252
Reserves		-
3.0 Operation and Maintenance of Lands and Works		\$389,975,962
Salaries and Benefits	756	73,670,562
Other Personal Services	-	-
Contracted Services		14,045,840
Operating Expenses		105,312,485
Operating Capital Outlay		10,848,053
Fixed Capital Outlay		124,221,233
Interagency Expenditures		622,452
Debt		-
Reserves		61,255,337
4.0 Regulation		\$22,445,689
Salaries and Benefits	163	16,842,872
Other Personal Services	2	63,466
Contracted Services		303,937
Operating Expenses		5,235,414
Operating Capital Outlay		-
Fixed Capital Outlay		-
Interagency Expenditures		-
Debt		-
Reserves		-
5.0 Outreach		\$1,251,802
Salaries and Benefits	10	1,165,687
Other Personal Services	-	-
Contracted Services		34,100
Operating Expenses		52,015
Operating Capital Outlay		-
Fixed Capital Outlay		-
Interagency Expenditures		-
Debt		-
Reserves		-
6.0 District Management and Administration		\$41,528,086
Salaries and Benefits	158	18,442,391
Other Personal Services	-	-
Contracted Services		4,348,453
Operating Expenses		16,625,275
Operating Capital Outlay		2,111,967
Fixed Capital Outlay		-
Interagency Expenditures		-
Debt		-
Reserves		-
ALL PROGRAMS	1,478	\$1,150,346,196
Salaries and Benefits	1,475	153,969,051
Other Personal Services	3	186,653
Contracted Services		81,522,072
Operating Expenses		147,948,912
Operating Capital Outlay		38,829,058
Fixed Capital Outlay		621,004,149
Interagency Expenditures		15,276,712
Debt		30,354,252
Reserves		61,255,337

SOUTH FLORIDA WATER MANAGEMENT DISTRICT
SOURCE AND USE OF FUNDS, RESERVES AND WORKFORCE

ADOPTED BUDGET - Fiscal Year 2021-2022

	Fiscal Year 2021-2022 (Tentative Budget)	Fiscal Year 2021-2022 (Adopted Budget)
SOURCE OF FUNDS		
Beginning Cash Balance	\$ 260,181,679	\$260,201,979
District Revenues	362,193,576	350,955,400
Local Revenues	761,810	761,810
State Revenues	635,308,892	632,308,892
Federal Revenues	10,911,906	16,473,266
SOURCE OF FUND TOTAL	\$1,269,357,863	\$1,260,701,347
USE OF FUNDS		
Salaries and Benefits	\$ 153,969,051	\$153,969,051
Other Personal Services	186,653	186,653
Contracted Services	83,172,072	81,522,072
Operating Expenses	150,198,394	147,948,912
Operating Capital Outlay	39,192,026	38,829,058
Fixed Capital Outlay	621,901,329	621,004,149
Interagency Expenditures (Cooperative Funding)	18,776,712	15,276,712
Debt	30,354,252	30,354,252
Reserves - Emergency Response	61,255,337	61,255,337
USE OF FUNDS TOTAL	\$1,159,005,826	\$1,150,346,196
RESERVES (ESTIMATED)		
Nonspendable	\$ 21,424,580	\$21,424,580
Restricted	76,814,604	76,817,718
Committed	12,112,853	12,112,853
Assigned	-	-
Unassigned	-	-
TOTAL RESERVES	\$110,352,037	\$110,355,151
WORKFORCE		
Authorized Position (Full-Time Equivalents/FTE)	1,475	1,475
Contingent Worker (Independent Contractors)	-	-
Other Personal Services (OPS)	3	3
Intern	-	-
Volunteer	-	-
TOTAL WORKFORCE	1,478	1,478

Reserves:

- Nonspendable - amounts required to be maintained intact as principal or an endowment
- Restricted - amounts that can be spent only for specific purposes like grants or through enabling legislation
- Committed - amounts that can be used only for specific purposes determined and set by the District Governing Board
- Assigned - amounts intended to be used for specific contracts or purchase orders
- Unassigned - available balances that may be used for a yet to be determined purpose in the general fund only